

L'INVISIBLE  
WE  
ARE  
THE  
DOORS

predaj a technická podpora

AROSE s.r.o. showroom dverí a kľučiek

RAČIANSKA 97, BRATISLAVA, 831 02

TEL: +421 911 555 454

E-MAIL: [arose@arose.sk](mailto:arose@arose.sk)





# L'INVISIBILE EXPOSE CONTINUITY OR PRIDE OF BEING DIFFERENT

L'Invisibile is the exclusive patented system for doors and technical closures totally flush-to-wall that enables maximum versatility and personalisation, offering elegant and functional solutions to every furniture idea.

Thanks to a refined technology, L'Invisibile system guarantees perfect continuity between door and wall, a fully concealed aluminium structure, and elimination of unsightly cracks.

L'Invisibile ensures perfect planarity between wall and panel and an exclusive perimeter millimetric grazing. For all its products, L'Invisibile offers an exclusive 10-year warranty for the aluminium frames and a 2-year warranty for the panels.



# ABOUT YOUR IMAGINATION LET'S DO IT

L'Invisible is a system designed to fully serve designers because it integrates fully with the architecture of the house and it can fit every design requirement and interior design concept or solution. In fact, the character of a living space and the style of those inhabiting it can often be inferred from the choice of a door.

With L'Invisible system, each internal door can be adapted to any desired size, height or width, and to any shape or finishes. L'Invisible products may “camouflage” into the architectural surface, with any type of decoration or wall paint, becoming invisible. Or they can stand out from the wall becoming strikingly but elegantly visible thanks to the choice of glossy and matt lacquering, precious woods, and any other coating material.

The perfect continuity offered by L'Invisible allows designers to express, turn their ideas of architectural and functional space into tangible and real facts, be it a feeling of total uniformity feeling or a marked visual effect.



# THINK OUTSIDE THE BOX

L'Invisibile system endlessly spreads out the idea of doors, redeeming it from any limit you are used to compare it with.

With L'Invisibile system the designer is not afraid to release his imagination, to experiment, to realize solutions outside the box. Shapes and dimensions are not a limit, but a potential.

The product makes the most of the tailor-made concept. What others consider as a limit, it means creative wealth to L'Invisibile.

For a long time it was the invisible door that had to disappear into the wall. But L'Invisibile has evolved from this project.

L'Invisibile reveal themselves with special colours, essences and finishes giving designers full freedom of combination.

Now, new finishes and materials are applicable on the panels for a rich and sumptuous decorations that can give to the interiors a unique touch.

# METALS

Surfaces shine, of metal. Amazing finishes that can be applied on all doors, available for the designer to give form to a space that reflects his/her imagination.

## **Available finishes:**

“Natural” copper glossy/matt, “natural” brass glossy/matt, satin aluminium. Other finishes on demand.

## **Technical features**

> Metal plates to choose between copper, brass and aluminum, of a variable thickness in function of the required finishing, applied on the facades of the honeycomb panel by glueing in the press. The edge of the panel is provided lacquered as the metal surfaces.  
> Accessories in standard finishes.

## **Products**

Concealed Sliding door, Filo 10 Vertical Pivot door, Vertical Pivot door, Pocket door, Hinged door.

## **Available shapes**

Rectangular single or double leaves.

## STONES

L'Invisibile gets decked out with extra-thin natural stone slabs to clad the surfaces to enrich with vein-lines and under stones the panels of the entire L'Invisibile door range. A new concept of door with a textured surface. Touch, feel, pass through.

New sensory and poetic experiences are added to the technology offered by L'Invisibile products thanks to a reduced thickness, just 2 mm, and the chance to have stone covering the whole wall.

### **Products**

Concealed Sliding door, Filo 10 Vertical Pivot door, Vertical Pivot door, Pocket door, Hinged door, Extra Closures, Nicchio.

## WALLPAPERS

Wallpaper develops visual solutions that reflect the style and preferences of the designer.

The creative value and versatility of the designs wallpaper is the ideal solution to give life to new visual identities, to create exclusive looks or simply to add poetry to interiors.

### **Products**

Concealed Sliding door, Filo 10 Vertical Pivot door, Vertical Pivot door, Pocket door, Hinged door, Extra Closures, Nicchio.

## MOULDED PANELS

Elegant moulded panel with a high level of accuracy on all door panels for rich and sumptuous decorations giving interiors a unique touch.

Panel with hollow-core structure (honeycomb), made with a perimeter frame in solid wood finished with 2 mm MDF sheets on each side, where moulded panel works, to choose between the models quoted in the price list or on demand, after verification of feasibility. Door panel kerfed at rabbet to receive sealing gasket. Perimetral rebates with rubber seals.

### **Products**

Concealed Sliding door, Filo 10 Vertical Pivot doors, Vertical Pivot doors, Pocket doors, Hinged doors.

### **Available finishes**

Matt lacquer.

## WOODS

### **Wood essence**

Quality surfaces, exclusive of refinement. Traditional and modern blend in higher quality woods, durable and prestigious. No material is able to transmit the heat as the wood essence. Only the wood essence gives environments unique atmospheres, grain and different levels of density. A product of great excellence, worked on sampling.

### **Veneered wood**

L'Invisibile offers reconstituted wood in a huge variety of woods and patterns that are transformed into vision and trend, where they come to life in project developed by architects and designers.

### **Products**

Concealed Sliding door, Filo 10 Vertical Pivot doors, Vertical Pivot doors, Pocket doors, Hinged doors.



## IN-FINITO

It is very wide the range of finishes applicable on In-Finito hinged door product, the innovative system that provides decorative finishes for hinged panels, to choose between Glass, Laminate, Fiberglass, Methacrilate, Gres Porcelain and Microcement, available in several different colours, thanks to an aluminium outer frame system compatible with the coatings selected.

The variety of finishes that can be applied extends to any material within a maximum thickness of 3 mm and an overall weight below 70 kg. The versatility of this product also offers the opportunity to apply different finishes on the two sides of a leaf, and personalize the outer frame as the surfaces.

## LEATHERS

The most innovative finishes. Leather is a natural product with very high durability and aesthetic characteristics. A prestigious choice to coat surfaces with original textures, to stand out with unique materials, prestigious and sophisticated. There's no limit to the variety of leather overlays on offer. Brightness, strength, elegance, are just a few of the reasons why choose coat a door with leather.

### Products

Concealed Sliding door, Filo 10 Vertical Pivot doors, Vertical Pivot doors, Pocket doors, Hinged doors.

## AS WALL

The finishes “as the wall” allows the most complete integration of the door in the wall.

The door becomes a single surface with the wall, creating a special effects of absolute continuity. The door disappears but it maintains a strong personality.

The objective of hiding and “masking” passages in the walls is the fundamental concept of L'Invisibile philosophy.

Painting, plastering, decorating, any kind of finishing “as the wall” is allowed on L' Invisibile's products.

### **Products**

Concealed Sliding door, Filo 10 Vertical Pivot doors, Vertical Pivot doors, Pocket doors, Hinged doors, Extra Closures, Nicchio.

## LAQUERING

The lacquer is one of the most elegant forms of panel finishes. Precious surfaces, shining in every possible color to give the inhabited a tone of exclusive elegance.

Lacquers by L'Invisibile refer exclusively to RAL classic K5 sample book.


Lacquered colours are compliant to matt/ glossy effect requirements:

- > Matt lacquered finish: 10 gloss
- > Glossy lacquered finish: “100” gloss

### **Products**

Concealed Sliding door, Filo 10 Vertical Pivot doors, Vertical Pivot doors, Pocket doors, Hinged doors, Extra Closures.





# INDEX

- 03 **L'Invisibile, expose continuity or pride to be different**
- 05 **About your imagination, let's do it**
- 07 **Think outside the box**

## Products

- 23 *Concealed Sliding doors*
- 24 **Motorized**
- 34 **Manual**
- 42 *Technical data*
- 45 *Vertical Pivot doors*
- 46 **Filo 10**
- 67 **Filo 5**
- 76 *Technical data*
- 79 *Pocket doors*
- 80 **Double leaves**
- 98 **Glass**
- 102 *Technical data*
- 105 *Hinged doors*
- 106 **Traditional**
- 122 **Curved leaf**
- 126 **In-Finito**
- 148 **Fire resistant REi 30 - EI 30**
- 150 **Filo 10**
- 160 *Technical data*
- 165 **Extra closures**
- 172 *Technical data*
- 175 **Nicchio**
- 196 *Technical data*
- 199 **Special Openings**
- 202 *Technical data*
- 205 **Let's talk about it**



# CONCEALED SLIDING DOORS

*Motorized version*

*Manual version*

L'Invisibile Concealed Sliding System is the first flush-to-wall sliding door.

An exclusive patented system that offers an innovative and elegant solution to the classic sliding doors.

Available in motorized version with opening driven by a low-voltage motor and flush-to-wall push-button panel, or in manual version with recessed handle system.



*Concealed Sliding* door  
*Motorized* version  
*Moulded panel* surface  
*Laquered* finish  
*Matt* effect  
*50 mm* thickness  
*Flush to wall* control plate

Private house  
Venice, Italy



*Concealed Sliding* door  
*Motorized* version  
*Moulded panel* surface  
*Laquered* finish  
*Matt* effect  
*50 mm* thickness  
*Flush to wall* control plate

Private house  
Venice, Italy

ALL  
THAT  
GLITTERS  
IS  
METAL





*Concealed Sliding* door  
*Motorized* version  
*"Natural" Copper* finish  
*Glossy* surface  
*50 mm* thickness  
*Flush to wall* control plate

Flat  
New York, Usa



*Concealed Sliding* door  
*Motorized* version  
*Laquered* finish  
*Matt* effect  
*50 mm* thickness  
*Flush to wall* control plate

Fashion showroom  
Miami, Florida



*Concealed Sliding* door  
*Motorized* version  
*Laquered* finish  
*Matt* effect  
*50 mm* thickness  
*Flush to wall* control plate

Fashion showroom  
Miami, Florida





*Concealed Sliding* door  
*Manual* version  
*“Dark” Metal* finish  
*Matt* effect  
*50 mm* thickness  
*Recessed* handle

Flat  
Downtown  
Copenhagen



*Concealed Sliding* door

*Manual* version

*Veneered Wengè* finish

*50 mm* thickness

*Recessed* handle

Villa

Saint Barthelemy

French West Indies

# MADE ON DETAILS





*Concealed Sliding* door  
*Manual* version  
*Veneered Wengé* finish  
*50 mm* thickness  
*Recessed* handle

Villa  
Saint Barthelemy  
French West Indies

*Concealed Sliding* door

*Manual* version

*Onyx stone* finish


*50 mm* thickness

*Recessed* handle

Flat

St. Petersburg

Russia



## CONCEALED SLIDING DOORS

**Versions**  
Motorized  
Manual



### Characteristics

Exclusive concealed patented sliding system with blind leaf. The Concealed Sliding door is the first planar translating wall completely in line with the wall.

### Composition

> Extruded aluminium frame (EN AW 6060 alloy-Anticorodal 063). Adaptable to all traditional wall and plasterboard thickness. Paintable with good quality water based paints, enamels, etc..  
> Panel with hollow-core structure. 50 mm thick, made with a perimeter frame in solid wood finished with 2 MDF sheets on each side. Class E1-low formaldehyde emission. The manual model includes stop seals.  
> Rails-guide and related components.

### Typology

For masonry.  
For plasterboard.

### Dimensions

(Reference to clear width-single leaf)  
Standard and not standard measures (mm)  
Width 700-800-900-1200 x  
Height from 2000 to 3000

### Function

Sliding system. Two cams cause the door to move; these cams allow the movement of the panel up to a completely flush with the wall position (when closing) and make it slide inside the wall (when opening). The door operates by sliding along a panel supporting carriage rail, all this mounted within an aluminium casing. Opening can be manual, by a recessed handle.

### Standard finishes

Universal white base layer.

### Available finishes

Lacquer, veneer, paint, wallpaper, metal, stone, moulded panel, leather.

### Opening direction

Opening from left to right or right to left.

### Available shapes

Rectangular, single leaf.

### Peculiar technical details

> Guide with highly performing carriages supports.  
> Flatness of the panel in its closing position for a whole camouflage with the wall.

### Specific features for Motorized versions

#### Technical details


> Highly functional motorized rails-guide and related components. The product comes ready to be connected to the pre-existing electrical system.  
> MDF panel to access the guide

#### Peculiar technical details

> possibility of application of flush-to-wall control plate  
> A milling handle on the not-flush-to-wall side is mandatory (to choose among those available).

### Example of the extruded aluminium frame





# VERTICAL PIVOT DOORS

*Filo 10 version*

*Filo 5 version*

L'Invisibile Vertical Pivot System is the patented door that lies flush with the wall and swivels open on a vertical axis, thanks to a sophisticated hidden pivot system. Available with or without stop, the door can rotate on itself up to 360 opening degrees, obtaining a very exciting effect of movement.





*Vertical Pivot* door  
*Filo 10* version  
*Veneered Canaletto Walnut* finish  
*100 mm* thickness  
*360°* opening without rebate

Private house  
Cannes, France



*Vertical Pivot* door  
*Filo 10* version  
*Veneered Canaletto Walnut* finish  
*100 mm* thickness  
*360°* opening without rebate

Private house  
Cannes, France

**SURFACES  
LIKE  
MEANINGS**




*Vertical Pivot* door  
*Filo 10* version  
*Copper and Marble stone* finish  
*100 mm* thickness  
*Recessed* handle

Penthouse  
Boston, Usa



*Vertical Pivot* door  
*Filo 10* version  
*Copper and Marble stone* finish  
*100 mm* thickness  
*Recessed* handle

Penthouse  
Boston, Usa







*Vertical Pivot* door  
*Filo 10 double leaves* version  
“*Oxidated*” *Brass* finish  
*100 mm* thickness

Headquarter  
Lisbon, Portugal

*Vertical Pivot* door  
*Filo 10 Asymmetric double leaves* version  
*Ebany Veneered* finish  
*100 mm* thickness  
*Recessed* handle

Wine farm  
Montalcino, Italy






*Vertical Pivot* door  
*Filo 10* version  
*As Wall* finish  
*100 mm* thickness  
*Invisible* handle

Private house  
Dorset, UK

# CLASSIC MYSTERY REVEALED

*Vertical Pivot* door  
*Filo 10* version  
*Teak Veneered* finish  
*100 mm* thickness


Hotel Spa  
Istanbul, Turkey





*Vertical Pivot* door  
*Filo 10* version  
*Mica stone* finish  
*100 mm* thickness

Hotel Spa  
Istanbul, Turkey



*Vertical Pivot* door

*Filo 10* version

*Moulded and mirrors* surfaces

*Laquered* finish

*Matt* effect

*100 mm* thickness

*Without* handle

Private house

Paris, France





*Vertical Pivot* door  
*Filo 5* version  
*Corten metal* finish  
*Matt* effect  
*50 mm* thickness  
*On project* handle

Flat  
Los Angeles, Usa

*Vertical Pivot* door

*Filo 5* version

*Aluminium metal* finish

*50 mm* thickness

*Exclusive on project* handle

Private house

Rome, Italy

# A POEM WRITTEN BY LIGHTS





*Vertical Pivot* door  
*Filo 5* version  
*Teak Veneered* finish  
*50 mm* thickness  
*Recessed* handle

Apartment  
Milan, Italy





*Vertical Pivot* door  
*Filo 5* version  
*Laquered* finish  
*Matt* effect  
*50 mm* thickness  
*Flush fitting* handle

Art Gallery  
St. Petersburg, Russia



*Vertical Pivot* door  
*Filo 5* version  
*Moulded* surface  
*Laquered* finish  
*Matt* effect  
*50 mm* thickness  
*360°* opening without rebate  
*Invisible* handle

Fashion shop  
Doha, Qatar

## VERTICAL PIVOT DOORS

**Versions**  
Filo 10  
Filo 5



### Characteristics

Exclusive patented system for vertical pivot doors (180° or 360°) totally flush-to-wall that opens on a vertical axis (hidden aluminium and pivot system).

### Composition

> Extruded aluminium frame (EN AW 6060 alloy-Anticorodal 063). Adaptable to all traditional wall and plasterboard thickness. Paintable with good quality water based paints, enamels, etc...

Achievable in a wide range of sizes.

> Panel with hollow-core structure, 50 mm thick (102 mm in Filo 10 version), made with a perimeter frame in solid wood finished with 2 MDF sheets on each side. The model with rebates includes seals at the jambs. Class E1-low formaldehyde emission.

### Typology

For masonry.  
For plasterboard.

### Dimensions

(Reference to clear width- single leaf)

Standard measures (mm)

Width 600-700-800-900

Height 2100

Not standard measures (mm)

all widths from 500 to 2000 mm

all heights from 1900 to 3000 mm

### Function

Rotation on hidden pivots.

### Standard finishes

Universal white base layer.

### Available finishes

Painting, lacquer, veneer, decorative wood, gobeline, laminate, wall paper, metal, stone, moulded panel, leather.

### Opening direction

Pull right or left. Push right or left. 360° free.

### Available shapes

Rectangular, single leaf or double leaves (placed side by side).

### Peculiar technical details

> It is possible to prearrange the panel for the introduction of a mirror or glass.

> It is possible to realize the panel for raised sound insulation.

> It is possible to produce the panel for a greater resistance to humidity.

> The engagement of a straightener device (where foreseen).

> Possibility to apply a floor door closure (MAB pump with adjustable closing force).

> Possibility to supply flush fitting handles. (round or squared), or milling handle.

> Template kit supplied to drill the hole in the floor.

### Specific features for Filo 10 Vertical Pivot door

### Peculiar technical details

> It is possible to prearrange the panel for the introduction of a mirror or glass.

> It is possible to realize the panel for raised sound insulation.

> It is possible to produce the panel for a greater resistance to humidity.

> The engagement of a straightener device (where foreseen).

> Possibility to apply a floor door closure (MAB pump with adjustable closing force).

> Possibility to supply flush fitting handles. (round or squared), or milling handle.

> Template kit supplied to drill the hole in the floor.

### Dimensions

(Reference to clear width- single leaf)

Standard measures (mm)

Width 600-700-800-900.

Height 2100.

Not standard measures (mm)


all widths from 500 to 1200 mm.

all heights from 1900 to 3000 mm.


Example of the extruded aluminium frame Filo 5



Example of the extruded aluminium frame Filo 10







# POCKET DOORS

*105 mm and 125 mm*

*Double leaves*

*Glass system*

L'Invisibile presents the first Pocket door, which holds an exclusive technological, functional and patent surplus value.

An innovative product that revolutionises the concept of assembly, handling and maintenance for sliding doors.

It is the ideal partner to any settings whether at home or work.




*Pocket* door  
*Double leaves* version  
*Moulded* surface  
*Laquered* finish  
*Matt* effect  
*45 mm* thickness  
*Invisible flush fitting* handle

Flat  
London, UK

*Pocket* door  
*Double leaves* version  
*Moulded* surface  
*Laquered* finish  
*Matt* effect  
*45 mm* thickness  
*Invisible flush*  
*fitting* handle

Flat  
London, UK



*Pocket* door

*Double leaves* version

*Wallpaper* finish

*45 mm* thickness

*Invisible flush fitting* handle

Private house

New York, Usa



*Pocket* door

*Double leaves* version

*Wallpaper* finish


*45 mm* thickness

*Invisible flush fitting* handle

Private house

New York, Usa





*Pocket* door  
*Double leaves* version  
*Black Oak Veneered* finish  
*45 mm* thickness  
*Invisible flush fitting* handle

Lobby hotel  
Izmir, Turkey

*Pocket* door  
*Double leaves* version  
*Slate stone* finish  
*45 mm* thickness  
*Recessed* handle

Private villa  
Vancouver, Canada



*Pocket* door

*Double leaves* version

*Slate stone* finish

*45 mm* thickness

*Recessed* handle

Private villa

Vancouver, Canada





*Pocket* door

*Traditional* version

*Copper* finish

*Matt* effect

*45 mm* thickness

*Recessed* handle


Private house

Los Angeles, Usa



*Pocket* door  
*Traditional* version  
*Laquered* finish  
*Glossy* effect  
*45 mm* thickness  
*Recessed* handle

Head office  
Aja, Holland





*Pocket* door  
*Glass* version  
*Dark glass* finish  
*Exclusive Kit* handle

Flat  
Madrid, Spain

PUT  
YOUR HANDS  
ON IT





*Pocket* door  
*Glass* version  
*Dark glass* finish  
*Exclusive Kit* handle

Flat  
Madrid, Spain

## POCKET DOORS

### Versions

105/125 mm  
Double leaves  
Glass system



### Characteristics

Exclusive patented pocket door system that revolutionises the concept of assembly, handling and maintenance of sliding doors.

### Composition

> Extruded aluminium frame (EN AW 6060 alloy- Anticorodal 063). Adaptable to all traditional wall and plasterboard thickness. Paintable with good quality water based paints, enamels, etc... For walls with total width 105 mm and 125 mm.

> High performance sliding guide system, for soft braking and totally silent opening and closing.

> Panel with hollow core structure, 45 mm thick, made with a perimeter frame in solid wood, finished with 2 mm MDF sheets, on each side. Panel is arranged to install two recessed handles (hole diameter 48 mm) and pulling eyelet (hole diameter 25 mm). Class E-1 - low formaldehyde emission.

> Low directional system to keep the door centre line aligned when the leaf slides.

> Flexible Esaflex HC65 stop seal on the frame

> Black co-extruded Esaflex HC seal for vertical filling.

### Typology

For masonry.  
For plasterboard.

### Dimensions

(Reference to clear width)  
Standard measures (mm).  
Width 700/800/900/1200 mm.  
Height 2100/2400/2800 mm.  
Not standard measures (mm)  
All width from 610 to 1200.  
All height from 1910 to 2800 (up to 3000 mm for 125 mm version).

### Function

Sliding system.

### Standard finishes

Universal white base layer.

### Available finishes

Lacquer, veneer, paint, wall paper, metal, stone, moulded panel, leather.

### Available shapes

Rectangular.

### Peculiar technical details

> The aluminum walls forming the panel housing pocket are as sturdy as the walls themselves.

The structure is so solid that not even the slightest bending is formed, thereby there is no risk of crack in the plaster and /or pre-selected finish.

> The visible leaf surfaces are absolutely free of through grooves (except for any work done to fit handles).

> A template used as a strengthening spacer to keep the entire structure perfectly true and square during assembly.

> Flush - fitting and pulling handle lacquered white RAL 9016 or matt chrome.

> Possibility to realize different types of handles with milling.

### Specific features for Double leaves version 105 and 125 mm

#### Technical details

> Additional Extruded aluminium frame (EN AW 6060 alloy- Anticorodal 063) strengthening spacers.

#### Dimensions

(reference to clear width)  
Standard measures (mm)  
Width 1400/1600/1800.  
Height 2100/2400.

Not standard measures (mm)  
All width from 1220 to 1800.  
All height from 1910 to 2400.

### Specific features for Glass system version

#### Technical details

> Servo-assisted system for anchoring glass leaves consisting of:

> Guide with bumpers.

> Carriage equipped with anchors for the glass panel (with appropriate housing, standard lacquered RAL 9016 matt).

> Handle (with appropriate housing, standard lacquered RAL 9016 matt).

> Base guide.

> Profiles for adapting frame to glass thickness.

> Glass leaf not included .

#### Dimensions

(reference to clear width)  
All width from 610 to 1200.  
All height from 1900 to 2400.

### Example of the extruded aluminium frame Single and double leaves.





# HINGED DOORS

*Traditional*

*Curved leaf*

*In-Finito*

*Fire resistant REi 30 - EI 30*

*Filo 10*

L'Invisibile hinged system is the exclusive patented door, which is completely flush with the wall and reinterprets the traditional hinged opening; available in pull and push opening models.

Like all L'Invisibile products, it is distinguished by the use of concealed hinges and the absence of door frames or jambs to achieve seamless continuity between wall and door. It can be coated with almost any type of material to create special atmospheres, in a tasteful way. There are lacquered (glossy or matt) and wooden versions offered as well.



*Hinged* door  
*Traditional* version  
*As Wall with boiserie* finish  
*50 mm* thickness

Luxury hotel  
Treviso, Italy



*Hinged* door  
*Traditional* version  
*Palissandro veneered* finish  
*50 mm* thickness

Flat  
Rome, Italy

SPACE  
BECOMES  
A SENSE  
OF  
PLACE





*Hinged* door


*Traditional* version

*Ardesia stone* finish

*50 mm* thickness

Flat

Florence, Italy





*Hinged* door  
*Traditional* version  
*Moulded* surface  
*Laquered* finish  
*Matt* effect  
*50 mm* thickness

Offices  
Milan, Italy

*Hinged* door

*Traditional* version

*"Natural" Brass* finish

*Glossy* effect

*50 mm* thickness

Penthouse

Moscow, Russia





*Hinged* door  
*Traditional* version  
*“Natural” Brass* finish  
*Glossy* effect  
*50 mm* thickness


Penthouse  
Moscow, Russia






*Hinged* door  
*Double leaves* version  
*Moulded* surface  
*Laquered* finish  
*Matt* effect  
*50 mm* thickness

Loft  
London, UK



*Hinged* door  
*Double leaves* version  
*Moulded* surface  
*Laquered* finish  
*Matt* effect  
*50 mm* thickness

Loft  
London, UK



*Hinged* door  
*Curved leaf* version  
*Wallpaper* finish  
*50 mm* thickness

Headquarters  
Moscow, Russia




*Hinged* door  
*Curved leaf* version  
*Laquered* finish  
*Matt* effect  
*50 mm* thickness

Investement  
bank office  
Moscow, Russia








*Hinged* door  
*In-Finito* version  
*Laquered moulded* glass  
*50 mm* thickness  
*Outer aluminium* frame system

Beach house  
Gran Canaria, Spain





*Hinged* door  
*In-Finito* version  
*Ostrich Leather* finish  
*50 mm* thickness  
*Outer aluminium* frame system

Design office  
Paris, France

UNUSUAL  
BECOMES  
USUAL

*Hinged* door

*In-Finito* version


*Black glass and Oak laminated* finishes

*50 mm* thickness

*Outer aluminium* frame system

Private villa

London, UK



*Hinged* door

*In-Finito* version

*Red laquered glass and Kerlite* finishes

*50 mm* thickness

*Outer aluminium* frame system

Private villa  
Mexico City,  
Mexico



*Hinged* door

*In-Finito* version

*Glass* finish


*Glossy color* effect

*50 mm* thickness

*Outer aluminium* frame system

Design office

New York, Usa



*Hinged* door

*In-Finito* version

*Glass* finish


*Glossy color* effect

*50 mm* thickness

*Outer aluminium* frame system

Hotel hallway

Rome, Italy





*Hinged* door  
*In-Finito* version  
*Laminate wood* finish  
*50 mm* thickness  
*Outer aluminium* frame system

Private house  
Milan, Italy



*Hinged* door  
*In-Finito* version  
*Laminate wood* finish  
*50 mm* thickness  
*Outer aluminium* frame system

Private house  
Milan, Italy



*Hinged* door

*In-Finito* version

*Microcement* finish

*50 mm* thickness

*Outer aluminium* frame system

Private house

Florence, Italy




*Hinged* door  
*In-Finito* version  
*Microcement* finish  
*50 mm* thickness  
*Outer aluminium* frame system

Private house  
Florence, Italy



*Hinged door*  
*Fire resistant REi 30 - EI 30 version*  
*Laquered and Veneered finishes*  
*Concealed door closer*  
*50 mm thickness*  
*Electrical safety lock*

Hotel  
Berlin, Germany





*Hinged door*  
*Fire resistant REi 30 - EI 30 version*  
*Oak veneered finish*  
*Concealed door closer*  
*50 mm thickness*  
*Electrical safety lock*

Hotel  
Turin, Italy



*Hinged* door

*Filo 10* version

*Stone and Wengè veneered* finish

*100 mm* thickness

Penthouse

Toronto, Canada



*Hinged* door

*Filo 10* version


*Stone and Wengè veneered* finish

*100 mm* thickness

Penthouse

Toronto, Canada


# STONE TELLS ABOUT OUR PAST






*Hinged* door  
*Filo 10* version  
*Green marble* finish  
*100 mm* thickness

Furniture showroom  
San Paolo, Brazil



*Hinged door*  
*Filo 10* version  
*Crocodile leather*  
*and marble* finishes  
*100 mm* thickness

Architectural firm  
Capetown,  
South Africa





*Hinged* door

*Filo 10 double leaves* version

*Laquered* finish

*Glossy* effect

*100 mm* thickness

Hotel room

Hamburg, Germany



## HINGED DOORS

### Versions

Traditional  
In-Finito  
Curved leaf  
Fire resistant REi 30 - EI 30  
Filo 10



### Characteristics

Exclusive patented system for doors totally flush-to-wall that eliminates door posts, frames, jambs, or exposed hinges, to achieve seamless continuity between wall and door.

### Composition

> Extruded aluminium frame (EN AW 6060 alloy-Anticorodal 063), to integrate into the wall. Perfect anchorage of the aluminium to the walls. Adaptable to all traditional wall and plasterboard thickness; supplied with concealed hinges, protected by PVC capsules. Paintable with good quality water based paints, enamels, etc... Achievable in a wide range of sizes.

> Panel with hollow-core structure (honeycomb), 50 mm thick, made with a perimeter frame in solid wood finished with 2 mm MDF sheets on each side. Door panel kerfed at rabbet to receive sealing gasket. Perimetral rebates with rubber seals. Class E1- low formaldehyde emission. Noise reduction: standard panel 18 dB, sound insulated panel 37 dB (certified by CSI and Lapi).

### Typology

For masonry.  
For plasterboard.

### Dimensions

(Reference to single leaf -clear width)  
Standard measures (mm)  
Width 600-700-800-900 x  
Height 2100

Not standard measures (mm)  
all widths from 500 to 1100 mm  
all heights from 1900 to 3000 mm  
For all the specific dimensions refer to the price list.

### Function

Rotation on hidden hinges. Standard finishing Universal white base layer.

### Standard finishes

Universal white base layer.

### Available finishes

Painting, lacquer, veneer, decorative wood, gobeline, laminate, wall paper, metal, leather.

### Opening direction

(reference to flush with the wall side)  
Pull right or left. Push right or left.

### Available shapes

Rectangular, trapezoidal, single leaf or double leaves (placed side by side or superimposed), arch, curve.

### Peculiar technical details

> It is possible to produce the frame without the header.

> It is possible to prearrange the panel for the introduction of a mirror or glass.

> It is possible to realize the panel for raised sound insulation, up to 37 dB.

> It is possible to produce the panel for a greater resistance to humidity.

> The engagement of a straightener device (where foreseen).

> To equip the patented threaded insert system to connect the hinge to the frame, if required.

> It is possible to apply a concealed door closure.

> It is possible to supply recessed handles (round or squared).

### Specific features for Curved leaf version

### Dimensions

(Reference to clear width-single leaf)  
Width from 600 to 900 mm  
Height: from 1900 to 2600 mm.

### Available finishes

Painting, wall paper, m

### Opening direction

Pull convex right or left, pull concave right or left. Push convex right or left or push concave right or left.

### Available shapes

Curved single or double leaves, side by side.

### Specific features for In-Finito version

### Composition

Panel , 50 mm thick, consisting of:

> internal structure consisting of honeycomb panels;

> perimeter frame made from natural chemical oxidized extruded aluminum applied along the perimeter to the panel with a fixing system with square angles;

> liner of the pre-selected base layer material, 3 mm thick (laminate, fiberglass, methacrylate) 4 mm (glass), applied on the faces.

### Dimensions

(Reference to clear width - single leaf).  
Standard measures (mm)  
Width 700, 800 and 900 mm  
Height 2100 mm  
Not standard measures (mm)  
Width 700, 800 and 900 mm  
Height from 2110 to 2400 mm.

### Example of the extruded aluminium frame Hinged door





### Available finishes

#### Laminate version

The honeycomb panels are sandwiches coated with HPL laminate panels, 3 mm thick, film-coated, (see Abet collection). They are high-pressed panels complying with EN 438 European standard and ISO 4586 international standard. The decorative laminate surfaces are resistant to solvents and chemical products and therefore specially suitable for applications where cleaning and hygiene are key requirements. Surface and edges are easy to disinfect using boiling water, steam and all kinds of disinfectants; they are not affected by corrosion and require no additional surface protection (such as enamels or paints). Available in a wide variety of colors.

#### Fiberglass version

The honeycomb panels are sandwiches coated with fiberglass laminate panels, with gelcoat and reinforced with mat fiberglass. High levels of gloss and flexibility, resistant to chemical agents and yellowing caused by exposure to the sun (UV rays), no rusting processes and extremely easy to clean. Fiberglass laminate panels show high mechanical and chemical resistance. They do not emit any kind of harmful substances. As per German standard DIN 4102 they are classified as fire resistant B2 or Class 3 slow-burning material according to the UNI Italian standard.

#### Methacrylat version

The honeycomb panels are sandwiches coated with methacrylate panels. This material is smooth and bright, it offers high resistance to heat, shock and abrasion. Glass Version: Retro-lacquered tempered clear float glass, 4 mm thick, which can be made in the range of RAL

colors, with 1 mm beveling.

#### Microcement version

The MDF-based panel is arranged to apply microcement (not supplied) up to 8/10 mm thick, in order to allow accurate shaving as delimited by a perimeter frame. This allows compensating any bucking effects caused by the dynamics inherent to the material.

#### Gres Porcelain version

Application of 3 mm-thick stoneware plate with fiberglass netting, which ensures high flexibility and safety.

### Specific features for

#### Fire resistant

#### REi 30 - EI 30 version

#### Characteristics

L'Invisibile fire resistant REi 30 - EI 30 Hinged (mod. F.11 REI), patented system for completely flush to wall doors and flush with the wall panels (concealed aluminium and hinges). Certified UNI EN 1634-1:2009 and BS EN1634-1:2009 and approved on art. 1 of D.M. 30/06/2004- Type approval number FE272EI1030P001. Certificate of fire resistance test N° 42/U/11-125FR.

#### Composition

50 mm thick panel with high-performance insulating in between material, manufactured with hard wood on the perimeter on four sides and faces in smooth MDF.

#### Dimensions

One leaf all widths from 600 to 900 mm, all heights from 1900 to 2400 mm  
Double leaves all widths from 1450 to 1800 mm all heights from 1900 to 2400 mm

### Peculiar technical details

#### > Incased certified door

closure and peephole (on demand). Tightness rostrums in case of fire.

> **Insulating rate *Rw*** from 25 to 37 dB(A) in acoustically insulating versions (external door closure with power > = EN 3, marked CE on EN 11541), certified UNI EN ISO 140-3:2006 and UNI EN ISO 717-1:2007.

> **Where requested** the panel is provided of a straightening device.

> **PVC seals for air seal** and intumescent seals for hot smoke.

### Specific features for

#### Filo 10 Hinged door

#### Composition

102 mm thick hollow core panel (honeycomb structure), manufactured with hard wood on the perimeter on the four sides and two smooth MDF faces. Where necessary the panel is provided of strengthening device.

Rebates on the perimeter and seals in PVC.

Class E1 low formaldehyde emission.

> **Concealed hinges:** invisible hinges totally disappearing, for doors with aluminum frame. UL certification, 160 kg capacity, 180 ° opening, front length 240 mm. Comply to DIN, sliding bearing functioning. Adjustable hinge on three axes.

Standard finish satin chrome, other finishes on demand.


> **Assembly of the frame** with MDF triangles put on the two upper corners and from jamb to jamb.

#### Dimensions

(Reference to clear width- single leaf)  
all widths from 700 to 1200 mm, all heights from 1900 to 3500 mm.

### Example of the extruded aluminium frame Filo 10 Hinged door





# EXTRA CLOSURES

The most important characteristics of the Extra Closures are the solidity and sturdiness of the 35 mm thick panel. Indeed Extra Closures keep the hinged door structure unaltered (pull model), ideal to close off those technical compartments and blind corners typical of a home.

This makes this system perfect for cabinets, understairs, cupboards, storerooms, closets wardrobes, bookshelves, console, Hi-Fi/ TV/ PC compartments, and many more applications. For these specific uses, the Extra Closures are more functional, solid and feature better capacity compared to other L'Invisibile products, without configuring as doors. Of course, the perfect continuity with the wall and its 'invisibility' remain unaltered and typical of L'Invisibile system.

*Extra Closures*

*Multiple leaves* version

*Wallpaper* finish

*35 mm* thickness

*Invisible flush fitting* handle

Private house

Munich, Germany



*Extra Closures*

*Multiple leaves* version

*Laquered* finish

*Glossy* effect

*35 mm* thickness

*Invisible flush fitting* handle

Private villa

Milan, Italy



*Extra Closures*


*Ardesia stone* finish

*35 mm* thickness

*Invisible flush fitting* handle

Private house

Ferrara, Italy



EXTRA  
CLOSURES**Characteristics**

System for flush-to-the-wall room-dividing closures and doors, conceived to offer the most suitable and practical solutions to contain and close off technical niches and blind corners typical of a home.

**Composition**

> Extruded aluminium frame (EN AW 6060 alloy, Anticorodal 063), pull model. Adaptable to all traditional wall and plasterboard thicknesses; supplied with concealed hinges, protected by PVC capsules.

> A 35-mm thick poplar chipboard, ennobled and flanged at the edges, without ledge, directly paintable.

**Typology**

For masonry.  
For plasterboard.

**Dimensions**

(Reference to clear width)  
Standard (mm)  
Width from 400 to 800.  
Height from 600 to 2300.  
(For all the specific dimensions, refer to the price list).

**Finishes**

Ideal basis for many finishes: painting, lacquering, wallpaper application (mirrors can only be affixed on the internal side, not flush with the line of the wall - the mirror is not included in the supply). It is possible to make the door with the leaves arranged to hold a mirror in the following sizes: min. 400 x 1900 mm / max. 700 x 2300 mm. (As per the finishings always refer to the technical data sheet of the chosen finishing. We recommend to assess the feasibility of the required covering with our technical office).

**Opening direction**

Pull right. Pull left.

**Available shapes**

Rectangular, single - double or multiples leaves (placed side by side or superimposed).

Example of  
the extruded  
aluminium frame  
Extra Closures







# NICCHIO

Nicchio is the patented system of flush-to-the-wall room-dividing panels, able to satisfy differing needs to contain and close off areas. Part of the Special Closures family, Nicchio is the ideal way of creating storage areas and wardrobe space, closing off trap doors, shutter boxes, recesses and dead zones, and concealing control panels, switchgear and its installations and any other troublesome element. Nicchio is perfect also in the field of Home automation to best cover and conceal the advanced technological systems applied to the domestic field.

*Nicchio*

*Multiple leaves* version

*Wallpaper* finish

*19 mm* thickness

*Push-Pull* opening

Private house

Zurich, Switzerland





*(Hinges detail)*

*Nicchio*

*Multiple leaves* version

*Wallpaper* finish

*19 mm* thickness

*Push-Pull* opening

Private house

Zurich, Switzerland

*Nicchio*

*Boiserie* application

*19 mm* thickness

*Push-Pull* opening

Hotel hall


Paris, France





*Nicchio*  
*As Wall* finish  
*19 mm* thickness  
*Push-Pull* opening

Private house  
New York, Usa



*Nicchio*

*Trapezoid shape* version

*Wallpaper* finish

*19 mm* thickness

*Push-Pull* opening

Penthouse

Amsterdam, Netherlands

*Nicchio*

*Mirror* coated


*19 mm* thickness

*Push-Pull* opening

Flat

Milan, Italy

# JUST A HIDDEN SECRET



*Nicchio*

*Down ward* version


*As Wall* finish

*19 mm* thickness

*Push-Pull* opening

Flat

Naples, Italy





*Nicchio*

*Trap* version

*As Wall* finish

*19 mm* thickness

*Push-Pull* opening

Private villa

Rome, Italy



*Nicchio*

*Double leaves* version

*As Wall* finish

*19 mm* thickness

*Push-Pull* opening

Private house

Bologna, Italy





*Nicchio*  
*Marble stone* finish  
*19 mm* thickness  
*Push-Pull* opening

Private house  
Dublin, Ireland



## NICCHIO

**Characteristics**

Patented system of flush-to-the-wall closures to contain and close off technical compartments and blind corners.

**Composition**

> Wall-mounted extruded aluminium frame (EN AW 6060 alloy - Anticorodal 063) that replaces the door post (intrados-jamb) so that the panel may be perfectly aligned with the plaster, thus eliminating door frames or jambs. The frame is a very sturdy tubular structure that adapts to any depth; supplied with perimeter stay clamps that facilitate fitting it to the wall, and with adjustable hinges.

> 19-mm thick MDF panel, ennobled, flanged edges 10/10. If necessary the panel can be made of fire retardant or moisture-proof material or of laminboard (for trap doors). Insulating rate Rw 23 dB for panels made of MDF and laminboard (trap doors) made up of 4 sided frame, perimetral rubber seal, hinges for coating. Possibility to raise the noise reduction up to 37dB.

**Typology**

For masonry.  
For plasterboard.

**Dimensions**

(Reference to single leaf -clear width)

Width from 300 to 700 mm.

Height from 300 to 2500 mm

(For all the specific dimensions, refer to the price list.)

**Finishes**

They can be painted with good quality water-based paints or enamels, and can be covered with any material (ceramic, mirrors, glass, skirting board, wallpaper, etc.). In case of door coating, suitable hinges are fitted.

**Opening direction**

Pull right. Pull left. Pull downwards. Pull upwards.

**Available shapes**

Square, rectangular, trapezoid, all in single leaf or double leaves (placed side by side or superimposed) or multiple leaves (joined through a bolted system).

**Specific features for House Automation version****Characteristics**

Thanks to its peculiar outline, L'Invisibile Nicchio is suitable to be used in the field of House Automation.

Nicchio for House Automation, as a matter of fact, is particularly suitable for closing or concealing control boards, raceways for power, hydraulic and computer cables, both in private houses and professional environments. It can be manufactured for any wall thickness or volume system and in any chosen width and height size.

**Composition**

L'Invisibile Nicchio for Home Automation is a box-like structure, and it consists of:

> Wall-mounted extruded aluminium frame (EN AW 6060 alloy - Anticorodal 063) that replaces the door post (intrados-jamb) so that the panel may be perfectly aligned with the plaster, thus eliminating door frames or jambs. The frame is a very sturdy tubular structure that adapts to any depth; supplied with perimeter stay clamps that facilitate fitting it to the wall, and with adjustable hinges.

> An MDF closing panel, ennobled 19 mm thick, 10/10 edges, that makes the leaf ready for using glue, enamels and lacquers (upon request, this panel can be made in flameproof or waterproof materials, with relevant primer);

> One galvanised sheet metal, 15/20 tenths, and an electro-welded net, fitted at the back (for plaster shaving);

> 40 mm holes (layout as per customer's needs) along the frame perimeter (ducts for electric cables) plus relevant ground terminal;

> A 10-mm MDF panel fitted at the bottom of the box-like structure where the installations are to be placed (upon request, this panel can be made in flameproof or waterproof materials).

**Example of the extruded aluminium frame Nicchio**



# SPECIAL OPENINGS

The Special Openings have a double function: to decorate and to furnish. The enclosing space remains open and therefore visible, highlighting the object on the wall and matching the surrounding area.

As a result of constant studies by the Research and Development department, the Special Openings offer a wide field of application: TV and Hi-Fi compartment, bookcases, object holder, showcases, display units, lighting recesses, etc.

*Special Openings*

*As Wall* finish

*LED* lighting system

Law firm

Chicago, Usa



SPECIAL  
OPENINGS**Characteristics**

Recess system to contain any kind of objects that has a double function: to decorate and to furnish. The enclosing space remains open and therefore visible, highlighting the object on the wall and matching the surrounding area.

**Composition**

> Extruded aluminium

frame (EN AW 6060 alloy - Anticorodal 063), on all 4 sides. The visible recess system consists of a "box-like" structure that is fitted to the profiles to get a closed compartment on 5 sides (perimeter + bottom).

**Typology**

For masonry.  
For plasterboard.

**Dimensions**

(Reference to clear width)  
Width from 300 to 1200 mm  
Height from 300 to 500 mm  
Depth of 300 and 500 mm

**Finishes**

Paintable with good quality water based paints or enamels, they can be covered with wallpaper, ceramic, mirrors and coatings. As per the finishings always refer to the technical data sheet of the chosen finishing.

**Available shapes**

Square, rectangular.

**Options**

On request possibility of arrangement for applying adhesive LED strips (not supplied) with a maximum width of 10 mm. LED strips reduce clear width by 15mm on each side on which the strips are applied.



# LET'S TALK ABOUT IT

L'Invisibile considers quality and scrupulousness in the choice of materials and working processes, essential elements for carrying out its operations. The activity of the R&D department has led to a constant growth and, against the market trend, developed ideas, accessories, solutions and innovations able to satisfy the market needs and many a times, has anticipated them.



### 1\_ Aluminium frame

Easy and perfect assembling. 10-year warranty. The frame is L'Invisible technological core and fits many different wall thicknesses. L'Invisible Frame is the answer to the professionals' needs on the building site and to their requirement of a product: strong; easy to install; flawlessly straight; long lasting; perfect to be anchored to both masonry and plasterboard walls. The frame and its accessories undergo accurate tests of carrying capacity and resistance in order to guarantee absolute sturdiness.

For all its products, Portarredo offers an exclusive 10-year warranty on aluminium frames.

### 2\_ Planarity

Wall/panel continuity with margin for error zero. Planarity means flatness, a perfect continuity between wall and panel, as a result of which the door becomes all in one with the wall and merges into the environment, becoming invisible. Planarity is one of the distinctive elements of the L'Invisible system since it allows reaching the maximum aesthetic levels thanks to the chance of personalising the panel.

### 3\_ The gap


Absolute accuracy and stability throughout time. The gap is the opening/seam that remains between the panel and the wall. When the door is closed, it is the only indication of its presence. The thinner the gap is, the better the aesthetic aspect is highlighted. In the L'Invisible system the gap is 2 mm on three sides and 3,5 mm at the floor. A thin gap denotes the excellent construction capacity of the company, as a result of a long experience and accurate controls. Regularity and accuracy of the gap guarantee the correct assembly of the product.

### 4\_ The panels

Freedom to choose finishes and coatings. 2-year warranty. L'Invisible products are provided of a panel that can be easily customized with the most suitable finishing (in order to apply the treatment or pre-treatment please always make reference to the product data sheet of the chosen finishing). For each description please refer to the single product-chapters. Every single panel undergoes strict checks on straightness, thus granting a 2 years long guarantee.

### 5\_ Accessories

It is very wide range of accessories that L'Invisible developed in support of each product. Are all highly-functional materials. Invisible hinges structure are chosen to suit the application and make leaf motion easy even if leaves are heavy, since all tear and wear effects are minimized. The hinges for heavy panels can be adjusted on three axes. L'Invisible has developed also new exclusive solutions and recessed handles; invisible and directly milled on the panel, to be directly used as pulling handles without adding other accessories.







**www.linvisibile.it**  
Porte a totale filo muro

**L'Invisibile**  
**by Portarredo srl**  
Via C. Besana 1 - Z.A.  
44011 Argenta (FE) Italy  
Tel. +39 0532 800 960  
Fax +39 0532 318 703  
info@linvisibile.it

Azienda certificata  
Iso 9001 Icala Cisq-net  
Associata Edilegno



**EDILEGNO**  
FEDERLEGNO-ARREDO

### Social

Facebook, Linked-in, Twitter,  
Pinterest, Google+, Youtube



### Apps

Applestore



Google play



### Credits

Concept and Direction  
**Marco Viola**  
Creative work  
**Marco Brollo**  
Images and renders  
**Nudesign**  
Photo by  
**Studio Eye / p. 106-107**  
Printed in  
**2015 April**  
by Lithostampa / Ud

### Thanks

**Alpi**  
alpiwood.com  
**Emistone**  
emistone.it  
**Wall&Decò**  
wallanddeco.com

predaj a technická podpora  
AROSE s.r.o. showroom dverí a kľučiek  
RAČIANSKA 97, BRATISLAVA, 831 02  
TEL: +421 911 555 454  
E-MAIL: arose@arose.sk